

Berry Bros. General Contractors 18 Life Saving Tenets

1.



Obtain Authorization before entering a confined space

2.



Protect yourself against a fall when working at heights

3.



Do not walk under suspended loads

4.



Always wear your Seat Belt when operating Vehicles or Equipment

5.



While driving, do not use your phone and do not exceed speed limits

6.














Follow a prescribed Journey Management Plan when necessary

7.



Work with a valid work permit when required

<p>8.</p> 	<p>Verify isolation before work begins and use the specified life protecting equipment</p>
<p>9.</p> 	<p>Prevent dropped objects</p>
<p>10.</p> 	<p>Position yourself in a safe zone in relation to moving and energized equipment</p>
<p>11.</p> 	<p>Obtain authorization before starting excavation activities</p>
<p>12.</p> 	<p>Conduct gas tests when required</p>
<p>13.</p> 	<p>Wear a personal flotation device when required</p>
<p>14.</p> 	<p>Ensure all Hazard Mitigation Controls are in place prior to any work around live electrical lines</p>
<p>15.</p> 	<p>No alcohol or drugs while working or driving</p>

<p>16.</p>  A red circle with a diagonal slash over a black cigarette with smoke rising from it.	<p>Do not smoke outside designated smoking areas</p>
<p>17.</p>  A blue circle containing a white icon of a crane and a clipboard with a checklist.	<p>Follow the prescribed Lift Plan</p>
<p>18.</p>  A blue circle containing a white icon of two people, one holding a clipboard, with a power button symbol above them and the text "system override" above the icon.	<p>Obtain authorization before overriding or disabling safety critical equipment</p>